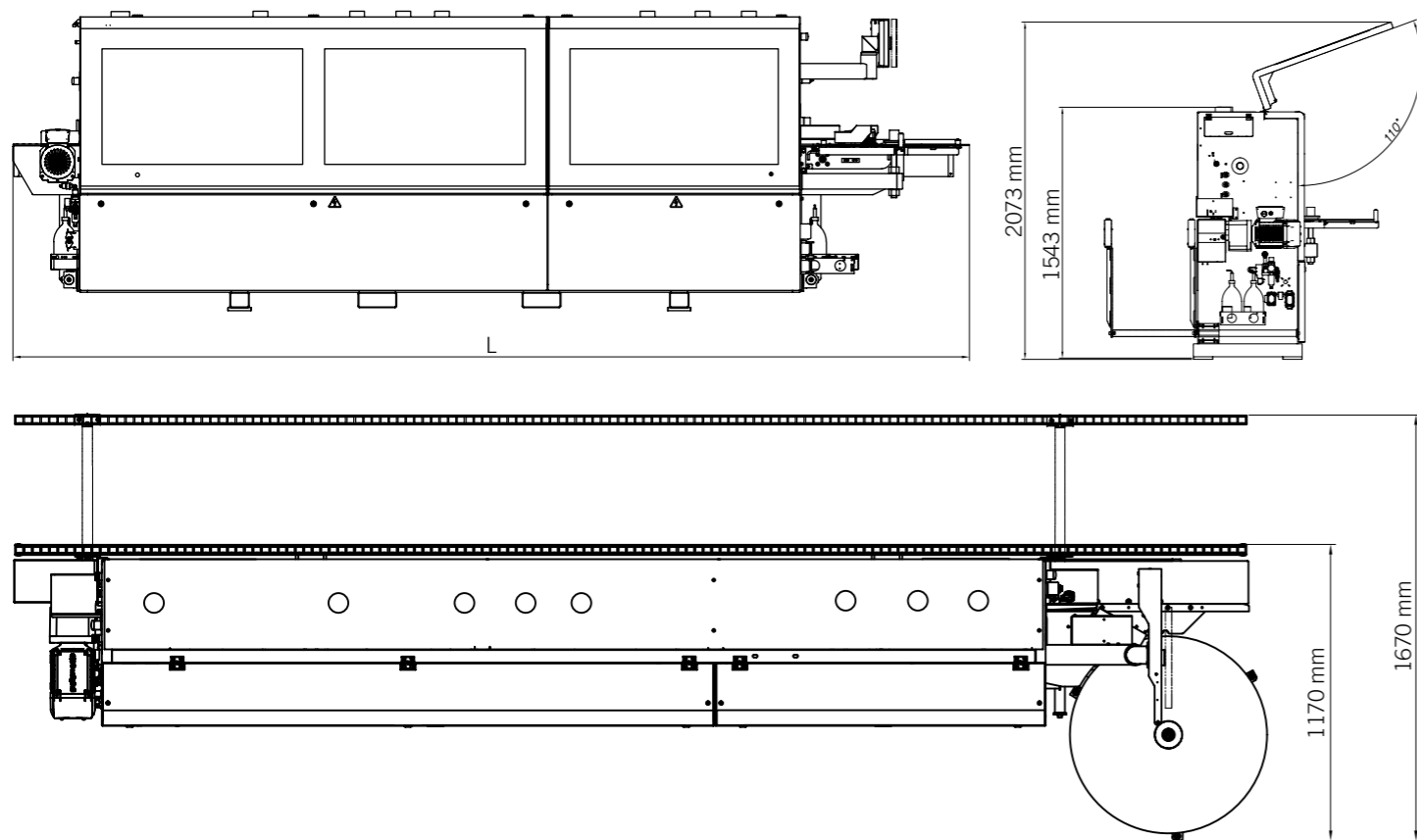


LAYOUT AND COMPOSITIONS

olimpic 500

olimpic 500
automatic edge bander



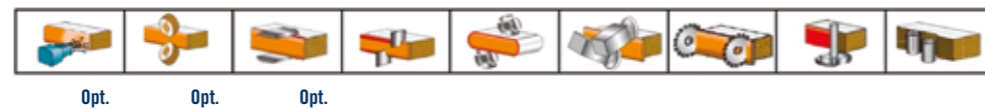
olimpic 500 E



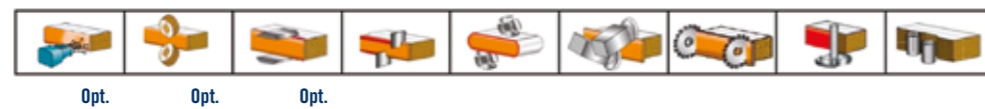
olimpic 500 T-E



olimpic 500 T-ER2



olimpic 500 HP T-ER2



TECHNICAL DATA	u.m.	value
Feed speed	m/min	12
Panel thickness	mm	8 - 60
Minimum panel width	mm	60
Edge thickness	mm	0,3 - 6
Machine length (L)		
<ul style="list-style-type: none"> E and T-E compositions T-ER2 and HP T-ER2 compositions 	mm	4300
	mm	4950



00L0799359L

REV. N. 00 - 10.2022

edge banders - sizing edge banders





TOP SOLUTIONS FOR HIGH QUALITY EDGEBANDING



Edge bander for SME designed to offer great versatility in machining, in a small space, always with high quality standards. The Maestro active edge HMI, supplied as standard, enables operation with organized production, with connectivity and synchronization to company systems.



VERSATILITY

The **SGP-E glue pot** allows the use of different types of colors and glue, **EVA** or **PUR**.

Machining of **2 radii**, each with a dedicate tool, thanks to Multiedge device for all working units, including the rounding.

Workable panels of small dimensions up to **60 mm width**.



QUALITY

2-motor rounding unit: corner rounding in straight and shaped panels and chamfering of top and bottom panel sides.

New machine structure for greater stiffness and **zero vibration** on the panel.

Top finish: one of its kind with the **plastic edge brightening unit** for a top panel finishing.



USER-FRIENDLY

Large touch control panels and software **Maestro active edge** offer the operator an efficient and intuitive work experience, as well as providing **connectivity** and **synchronization** to company systems.

Automatic edge introduction placed outside the cabin reduces the changeover times in total safety.

Single operator for the complete process with the panel return device fastback.

OVERVIEW OF TECHNICAL FEATURES

TECHNOLOGICAL ADVANTAGES


olimpic 500



ID 3000 edge brightening unit
It brightens the colour of plastic edges by heating them with hot air.



RC-N glue scraping unit
It eliminates any glue excessing in the joint between edge and panel. Nesting processing.



RAS-A edge scarping unit
Simple and quick change of the machining radius with the replacement of the tool kit.



Nesting kit
To process panels coming from nesting cycle.



RT-V1 premilling unit
A perfect panel surface for an excellent joint line.



SGP-E glue pot
Perfect joint line and use of EVA and PUR glue.



Kit for the automatic edge loading
Fast, simple and safety edge changeover.



Maestro active edge
An expert operator that guides you to produce quickly and without errors.



Round 2-A unit
2-motor unit and Multiedge device for machining 2 different radii, each with a dedicate tool.



R-HP Trimming-Chamfering unit
Quick changeover between 2 different radii, infinite thin edges and solid wood tipping thanks to Multiedge devices.



K-2 Radius end cutting unit
Cut and radius in a single operation.



eye-S console

Maestro active edge

HMI unified for all SCM machines. A software that assists the operator starting from the editing to the execution of the edgbanding programs.

- **EASY TO USE:** immediate interface with use via touch screen. Graphics and icons designed for easy and comfortable navigation;
- **ZERO ERRORS:** thanks to embedded help and reset procedures that reduce the possibility of error of the operator;
- **MAXIMUM CONTROL OF PERFORMANCE** thanks to the integrability of the production reporting to any business management system;
- **ADVANCED PRODUCTION ORGANIZATION:** possibility of configuring multiple users with different roles and different responsibilities.

The machine can be equipped with **Maestro connect** IoT technology enabling an access to a wide range of services as well as a faster assistance from SCM Service.

Maestro software comes standard with both 21" eye-M and the new 15" eye-s console.



eye-M console